

Pr11343 - Sitepass Visitor User Guide

Sitepass - Quick Start Guide for Visitors


- **What is Sitepass?** Sitepass helps manage worksite safety and access. For quicker sign-in, complete the induction online before your visit. If not, you can do it on arrival by scanning the QR Code at the worksite, but it will delay your entrance as you must sign in before you can enter.
- **Why do I need to do an induction if I'm not working?** Even if you're not working, the induction ensures your and others safety by covering worksite hazards, emergency plans, and any protective clothing or equipment you might need.
- **What if I am working?** If you'll be performing work, register as a Worker in Sitepass. Contact your Employer or Unitywater Representative to send you an invitation.
- **Where can I get help?** You can find our [Sitepass External User Guide \(Pr9663\)](#) via the link, or on our website. Alternatively, contact sitepass@unitywater.com

Registering a Visitor Profile in Sitepass

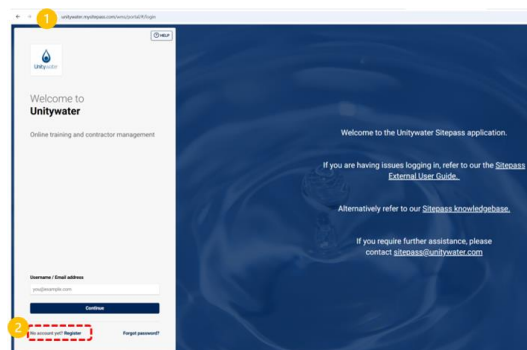
The following steps will register you as a Visitor in Sitepass.

1. Go to or click this link:

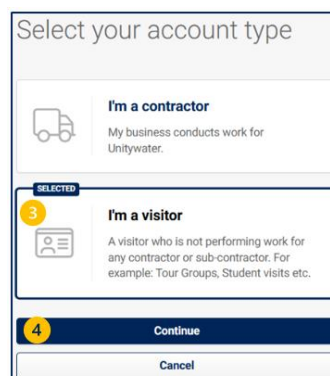
<https://unitywater.mysitepass.com>

 **TIP:** If you have already arrived at our workplace, scan the QR code which will take you through these same prompts.

2. Click on **No account yet? Register** at the bottom, left hand corner of the page.

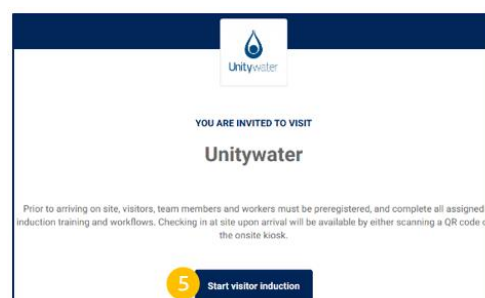


3. Select **I'm a Visitor**.



4. Click **Continue**.

5. Click **Start Visitor induction** and follow the prompts.



Once you have completed the necessary requirements for the worksite, you'll be able to successfully sign-in using the QR Code at the worksite entrance.