



Annual Recycled Water Performance Report

2023 to 2024

Acknowledgment of Country

Unitywater acknowledges the Traditional Owners of the lands on which we operate - the Jinibara, Kabi Kabi and Turrbal people. We recognise their significant contributions to the conservation of our environment and their deep connection to the land and waters.

We pay our respects to their Elders, past and present, and acknowledge the important role all Aboriginal and Torres Strait Islander peoples continue to play within our communities.



Artwork: Gilimbaa Creative Agency

Our Cultural Spring motif symbolises a water hole, traditionally a gathering place where knowledge is shared. The depth of colour illustrates the connection between land and water and our commitment to reconciliation, bringing our people together and fostering a deeper understanding and respect for Aboriginal and Torres Strait Islander cultures.

Contents

Glossary of terms	4
Introduction	5
Recycled water quality scheme summary	6
Brendale	6
Coolum	7
Kawana.....	8
Landsborough	9
Maleny	10
Maroochydore	11
Murrumba Downs	12
Nambour	13
Noosa	14
Redcliffe	15
South Caboolture (Class B).....	16
South Caboolture Dual Reticulation (Class A+)	17
Woodford.....	18

Glossary of terms




<	Less than
>	Greater than
%	Percentage
µS/cm	Micro siemens per centimetre
Average	The sum of all sample result values divided by the total number of samples taken
CaCO ³	Calcium carbonate
CFU	Colony Forming Units
<i>E. coli</i>	<i>Escherichia coli</i> , a bacterium which may indicate the presence of faecal contamination and therefore potential health risk
Low-exposure	The uses of recycled water that are generally associated with a low level of exposure
mg/L	Milligrams per litre
MPN	Most Probable Number
NTU	Nephelometric Turbidity Units
PHR	<i>Public Health Regulation 2018</i>
Point of supply (POS)	Succeeding the last point where treatment of the water is undertaken
ppt	Parts per thousand

Introduction

Recycled water is supplied for customer reuse throughout the Unitywater supply region and may be used for a number of approved low-exposure purposes, including residential, commercial, municipal and industrial applications.

Unitywater tests a number of physical, chemical and microbiological water quality parameters at each recycled water scheme. This report provides a summary of recycled water quality performance to assist with our customers in managing their on-site activities.

The Public Health Regulation 2018 outlines water quality performance requirements for recycled water schemes. The tables below define the class for each scheme, guideline requirements, and Unitywater’s compliance to these requirements.

Scheme	Class	Class	Guideline requirements				
Brendale	B	A+	Less than 1 <i>E. coli</i> cfu / 100mL or MPN / 100mL in at least 95% of samples taken in the previous 12 months*				
Coolum	B	A	Less than 10 <i>E. coli</i> cfu / 100mL or MPN / 100mL in at least 95% of samples taken in the previous 12 months				
Kawana	B ¹	B	Less than 100 <i>E. coli</i> cfu / 100mL or MPN / 100mL in at least 95% of samples taken in the previous 12 months				
	B ²						
Landsborough	B	C	Less than 1,000 <i>E. coli</i> cfu / 100mL or MPN / 100mL in at least 95% of samples taken in the previous 12 months				
Maleny	B						
Maroochydore	B	D	Less than 10,000 <i>E. coli</i> cfu / 100mL or MPN / 100mL in at least 95% of samples taken in the previous 12 months				
	D						
Murrumba Downs	B	D	Less than 10,000 <i>E. coli</i> cfu / 100mL or MPN / 100mL in at least 95% of samples taken in the previous 12 months				
Nambour	B						
Nambour	D	<p>* When Class A+ recycled water is being supplied to households as part of a dual reticulation scheme, and when it is used to irrigate minimally processed crops, there are additional microbiological criteria that must be met (see Public Health Regulation Section 58).</p> <table border="1"> <thead> <tr> <th colspan="2">Unitywater’s compliance with PHR recycled water quality guideline requirement:</th> </tr> </thead> <tbody> <tr> <td>All schemes</td> <td style="text-align: center;"></td> </tr> </tbody> </table>		Unitywater’s compliance with PHR recycled water quality guideline requirement:		All schemes	
	Unitywater’s compliance with PHR recycled water quality guideline requirement:						
All schemes							
Noosa	B						
Redcliffe	C						
South Caboolture	B						
	A+						
Woodford	A						

¹Water carrier fill station point of supply

²Fixed site customers point of supply

If you have any questions regarding recycled water, please visit our [website](#).

Recycled water quality scheme summary

Brendale

Parameter	Units	No. of samples	Average result	Min result	Max result
Alkalinity (Bicarbonate)	mg/L as CaCO ₃	21	164	105	201
Aluminium (Total)	mg/L	21	0.02	0.01	0.07
Arsenic	mg/L	2	<0.001	<0.001	0.001
Boron	mg/L	2	0.08	0.07	0.09
Cadmium	mg/L	2	<0.0006	<0.0006	<0.0006
Chloride	mg/L	21	130	99	265
Chromium	mg/L	2	<0.001	<0.001	<0.001
Conductivity	µS/cm	21	881	715	1340
Copper	mg/L	2	<0.001	<0.001	<0.001
Lead	mg/L	2	0.002	<0.001	0.003
Manganese	mg/L	2	0.07	0.04	0.09
Mercury	mg/L	2	<0.0001	<0.0001	<0.0001
Nickel	mg/L	2	0.003	0.002	0.004
Nitrogen (Ammonia)	mg/L	45	0.2	<0.05	2.3
Nitrogen (Oxidised)	mg/L	45	2.8	1.0	7.7
Nitrogen (Total)	mg/L	45	4.5	2.4	10.3
pH	pH Units	46	7.2	6.8	7.4
Phosphorous (Total)	mg/L	45	0.5	0.2	2.1
Salinity	ppt	21	0.6	0.5	0.9
Selenium	mg/L	2	<0.01	<0.01	<0.01
Silver	mg/L	2	<0.001	<0.001	<0.001
Sodium Absorption Ratio (SAR)	%	21	3.6	3.1	6.2
Suspended Solids	mg/L	45	3.6	<2	11
Total Hardness	mg/L as CaCO ₃	21	161	93	195
Vanadium	mg/L	2	<0.001	<0.001	<0.001
Zinc	mg/L	2	0.05	0.04	0.05

Coolum

Parameter	Units	No. of samples	Average result	Min result	Max result
Alkalinity (Bicarbonate)	mg/L as CaCO ₃	19	159	<20	191
Aluminium (Total)	mg/L	1	0.05	0.05	0.05
Arsenic	mg/L	1	0.001	0.001	0.001
Boron	mg/L	1	0.07	0.07	0.07
Cadmium	mg/L	1	<0.0006	<0.0006	<0.0006
Chloride	mg/L	19	120	98	147
Chromium	mg/L	1	<0.001	<0.001	<0.001
Conductivity	µS/cm	40	813	629	928
Copper	mg/L	1	<0.001	<0.001	<0.001
Lead	mg/L	1	0.005	0.005	0.005
Manganese	mg/L	1	0.04	0.04	0.04
Mercury	mg/L	1	<0.0001	<0.0001	<0.0001
Nickel	mg/L	1	0.003	0.003	0.003
Nitrogen (Ammonia)	mg/L	40	1.8	<0.2	9.7
Nitrogen (Oxidised)	mg/L	40	1.6	0.1	5.1
Nitrogen (Total)	mg/L	40	4.4	1.9	10.4
pH	pH Units	41	7.2	6.8	7.4
Phosphorous (Total)	mg/L	40	0.7	0.2	2.1
Salinity	ppt	19	0.6	0.5	0.6
Selenium	mg/L	1	<0.01	<0.01	<0.01
Silver	mg/L	1	<0.001	<0.001	<0.001
Sodium Absorption Ratio (SAR)	%	19	3	2.4	3.5
Suspended Solids	mg/L	40	<2	<2	9
Total Hardness	mg/L as CaCO ₃	19	170	152	195
Vanadium	mg/L	1	<0.001	<0.001	<0.001
Zinc	mg/L	1	0.01	0.01	0.01

Kawana

Parameter	Units	No. of samples	Average result	Min result	Max result
Alkalinity (Bicarbonate)	mg/L as CaCO ₃	22	140	112	193
Aluminium (Total)	mg/L	21	0.05	0.02	0.1
Arsenic	mg/L	2	0.001	<0.001	0.002
Boron	mg/L	2	0.09	0.05	0.13
Cadmium	mg/L	2	<0.0006	<0.0006	<0.0006
Chloride	mg/L	22	201	152	341
Chromium	mg/L	2	0.003	0.002	0.003
Conductivity	µS/cm	44	1164	912	1920
Copper	mg/L	2	0.005	0.003	0.006
Lead	mg/L	2	0.006	0.001	0.01
Manganese	mg/L	2	0.05	0.04	0.06
Mercury	mg/L	2	<0.0001	<0.0001	<0.0001
Nickel	mg/L	2	0.004	0.003	0.004
Nitrogen (Ammonia)	mg/L	44	14.4	9.3	20.8
Nitrogen (Oxidised)	mg/L	44	11	8.4	15.1
Nitrogen (Total)	mg/L	44	28.3	20.6	35.2
pH	pH Units	44	7.3	6.8	7.5
Phosphorous (Total)	mg/L	44	4.5	2.5	6.9
Salinity	ppt	22	0.8	0.6	1.1
Selenium	mg/L	2	<0.01	<0.01	<0.01
Silver	mg/L	2	<0.001	<0.001	<0.001
Sodium Absorption Ratio (SAR)	%	17	4.5	3.6	6
Suspended Solids	mg/L	44	7	<2	16
Total Hardness	mg/L as CaCO ₃	17	168	119	243
Vanadium	mg/L	2	<0.001	<0.001	0.001
Zinc	mg/L	2	0.02	0.01	0.02

Landsborough

Parameter	Units	No. of samples	Average result	Min result	Max result
Alkalinity (Bicarbonate)	mg/L as CaCO ₃	19	118	50	140
Aluminium (Total)	mg/L	19	0.03	0.01	0.08
Arsenic	mg/L	2	<0.001	<0.001	<0.001
Boron	mg/L	2	<0.05	<0.05	0.08
Cadmium	mg/L	2	<0.0006	<0.0006	<0.0006
Chloride	mg/L	19	100	62	136
Chromium	mg/L	2	<0.001	<0.001	0.001
Conductivity	µS/cm	40	669	408	820
Copper	mg/L	2	<0.001	<0.001	<0.001
Lead	mg/L	2	0.002	<0.001	0.003
Manganese	mg/L	2	0.08	0.05	0.1
Mercury	mg/L	2	<0.0001	<0.0001	<0.0001
Nickel	mg/L	2	0.002	0.001	0.002
Nitrogen (Ammonia)	mg/L	40	2	0.6	9.1
Nitrogen (Oxidised)	mg/L	40	0.3	<0.05	1.1
Nitrogen (Total)	mg/L	40	3.5	1.7	10.2
pH	pH Units	40	7.5	6.8	7.8
Phosphorous (Total)	mg/L	40	3.3	1	11.2
Salinity	ppt	19	0.4	0.3	0.5
Selenium	mg/L	2	<0.01	<0.01	<0.01
Silver	mg/L	2	<0.001	<0.001	<0.001
Sodium Absorption Ratio (SAR)	%	19	3.6	2.5	4.6
Suspended Solids	mg/L	40	2.6	<2	8
Total Hardness	mg/L as CaCO ₃	19	102	72	131
Vanadium	mg/L	2	<0.001	<0.001	<0.001
Zinc	mg/L	2	0.03	0.02	0.03

Maleny

Parameter	Units	No. of samples	Average result	Min result	Max result
Alkalinity (Bicarbonate)	mg/L as CaCO ₃	23	49	35	79
Aluminium (Total)	mg/L	23	0.27	0.02	0.65
Arsenic	mg/L	2	<0.001	<0.001	<0.001
Boron	mg/L	2	<0.05	<0.05	0.09
Cadmium	mg/L	2	<0.0006	<0.0006	<0.0006
Chloride	mg/L	23	64	34	91
Chromium	mg/L	2	<0.001	<0.001	<0.001
Conductivity	µS/cm	49	513	244	1330
Copper	mg/L	2	0.002	0.002	0.002
Lead	mg/L	2	0.001	<0.001	0.002
Manganese	mg/L	2	0.03	0.02	0.04
Mercury	mg/L	2	<0.0001	<0.0001	<0.0001
Nickel	mg/L	2	0.001	<0.001	0.002
Nitrogen (Ammonia)	mg/L	49	0.07	<0.05	0.3
Nitrogen (Oxidised)	mg/L	49	2	0.6	3.3
Nitrogen (Total)	mg/L	49	2.6	1.2	4
pH	pH Units	49	7.1	6.6	7.5
Phosphorous (Total)	mg/L	49	0.3	<0.05	1.1
Salinity	ppt	23	0.3	0.2	0.4
Selenium	mg/L	2	<0.01	<0.01	<0.01
Silver	mg/L	2	<0.001	<0.001	<0.001
Sodium Absorption Ratio (SAR)	%	23	3.1	1.4	4.3
Suspended Solids	mg/L	49	<2	<2	7
Total Hardness	mg/L as CaCO ₃	23	72	51	87
Vanadium	mg/L	2	<0.001	<0.001	<0.001
Zinc	mg/L	2	0.05	0.03	0.07

Maroochydore

Parameter	Units	No. of samples	Average result	Min result	Max result
Alkalinity (Bicarbonate)	mg/L as CaCO ₃	20	151	108	200
Aluminium (Total)	mg/L	2	0.05	0.02	0.08
Arsenic	mg/L	2	<0.001	<0.001	<0.001
Boron	mg/L	2	<0.05	<0.05	<0.05
Cadmium	mg/L	2	<0.0006	<0.0006	<0.0006
Chloride	mg/L	19	604	437	723
Chromium	mg/L	2	<0.001	<0.001	<0.001
Conductivity	µS/cm	45	2377	1340	3100
Copper	mg/L	2	<0.001	<0.001	0.001
Lead	mg/L	2	0.02	0.004	0.04
Manganese	mg/L	2	0.08	0.06	0.1
Mercury	mg/L	2	<0.0001	<0.0001	<0.0001
Nickel	mg/L	2	0.007	0.003	0.01
Nitrogen (Ammonia)	mg/L	45	0.1	<0.05	1.1
Nitrogen (Oxidised)	mg/L	45	1.7	0.1	4.4
Nitrogen (Total)	mg/L	45	2.7	1.1	5.8
pH	pH Units	31	7.2	6.9	7.6
Phosphorous (Total)	mg/L	45	0.5	0.1	1.5
Salinity	ppt	19	1.6	0.9	2
Selenium	mg/L	2	<0.01	<0.01	<0.01
Silver	mg/L	2	<0.001	<0.001	<0.001
Sodium Absorption Ratio (SAR)	%	21	8	6.7	9.4
Suspended Solids	mg/L	45	4.6	<2	16
Total Hardness	mg/L as CaCO ₃	21	340	247	451
Vanadium	mg/L	2	<0.001	<0.001	0.001
Zinc	mg/L	2	0.01	0.01	0.01

Murrumba Downs

Parameter	Units	No. of samples	Average result	Min result	Max result
Alkalinity (Bicarbonate)	mg/L as CaCO ₃	24	193	117	248
Aluminium (Total)	mg/L	26	0.03	0.02	0.07
Arsenic	mg/L	2	<0.001	<0.001	<0.001
Boron	mg/L	2	0.08	0.06	0.09
Cadmium	mg/L	2	<0.0006	<0.0006	<0.0006
Chloride	mg/L	24	110	86	151
Chromium	mg/L	2	<0.001	<0.001	<0.001
Conductivity	µS/cm	47	809	680	984
Copper	mg/L	2	<0.001	<0.001	<0.001
Lead	mg/L	2	0.002	<0.001	0.004
Manganese	mg/L	2	0.05	0.05	0.05
Mercury	mg/L	2	<0.0001	<0.0001	<0.0001
Nickel	mg/L	2	0.002	0.002	0.002
Nitrogen (Ammonia)	mg/L	47	0.6	<0.05	8.2
Nitrogen (Oxidised)	mg/L	47	0.2	<0.05	1.52
Nitrogen (Total)	mg/L	47	1.7	0.7	10.2
pH	pH Units	47	7.3	6.8	7.5
Phosphorous (Total)	mg/L	47	0.4	0.2	1
Salinity	ppt	24	0.6	0.5	0.7
Selenium	mg/L	2	<0.01	<0.01	<0.01
Silver	mg/L	2	<0.001	<0.001	<0.001
Sodium Absorption Ratio (SAR)	%	24	3	2.4	4.9
Suspended Solids	mg/L	47	<2	<2	8
Total Hardness	mg/L as CaCO ₃	24	178	79	245
Vanadium	mg/L	2	<0.001	<0.001	<0.001
Zinc	mg/L	2	0.02	0.02	0.02

Nambour

Parameter	Units	No. of samples	Average result	Min result	Max result
Alkalinity (Bicarbonate)	mg/L as CaCO ₃	22	279	130	351
Aluminium (Total)	mg/L	2	0.1	0.04	0.16
Arsenic	mg/L	2	0.001	<0.001	0.002
Boron	mg/L	2	0.07	<0.05	0.14
Cadmium	mg/L	2	<0.0006	<0.0006	<0.0006
Chloride	mg/L	21	101	64	124
Chromium	mg/L	2	<0.001	<0.001	0.001
Conductivity	µS/cm	50	934	400	1220
Copper	mg/L	2	0.001	<0.001	0.002
Lead	mg/L	2	0.003	<0.001	0.005
Manganese	mg/L	2	0.03	0.02	0.04
Mercury	mg/L	2	<0.0001	<0.0001	<0.0001
Nickel	mg/L	2	0.005	0.004	0.005
Nitrogen (Ammonia)	mg/L	49	0.06	<0.05	0.62
Nitrogen (Oxidised)	mg/L	49	2.3	0.4	10.4
Nitrogen (Total)	mg/L	49	3.3	1.2	11.9
pH	pH Units	51	7.4	6.4	7.7
Phosphorous (Total)	mg/L	49	0.7	0.1	2.1
Salinity	ppt	22	0.6	0.3	0.8
Selenium	mg/L	2	<0.01	<0.01	<0.01
Silver	mg/L	2	<0.001	<0.001	<0.001
Sodium Absorption Ratio (SAR)	%	23	3.5	2.5	4.2
Suspended Solids	mg/L	49	<2	<2	8
Total Hardness	mg/L as CaCO ₃	23	218	125	289
Vanadium	mg/L	2	0.001	0.001	0.001
Zinc	mg/L	2	0.02	0.02	0.02

Noosa

Parameter	Units	No. of samples	Average result	Min result	Max result
Alkalinity (Bicarbonate)	mg/L as CaCO ₃	19	197	124	263
Aluminium (Total)	mg/L	19	0.02	0.01	0.03
Arsenic	mg/L	2	0.003	0.002	0.003
Boron	mg/L	2	0.13	0.08	0.17
Cadmium	mg/L	2	<0.0006	<0.0006	<0.0006
Chloride	mg/L	19	395	303	457
Chromium	mg/L	2	0.003	0.003	0.003
Conductivity	µS/cm	2	1792	1400	2300
Copper	mg/L	2	0.14	0.07	0.21
Lead	mg/L	2	0.011	0.002	0.02
Manganese	mg/L	2	0.05	0.04	0.05
Mercury	mg/L	2	<0.0001	<0.0001	<0.0001
Nickel	mg/L	2	0.003	0.003	0.003
Nitrogen (Ammonia)	mg/L	41	<0.05	<0.05	1.5
Nitrogen (Oxidised)	mg/L	41	3.7	1.3	5.8
Nitrogen (Total)	mg/L	41	5.1	3	8.4
pH	pH Units	41	7.1	4.1	7.4
Phosphorous (Total)	mg/L	41	0.4	0.1	3.3
Salinity	ppt	19	1.2	0.9	1.4
Selenium	mg/L	2	<0.01	<0.01	<0.01
Silver	mg/L	2	<0.001	<0.001	<0.001
Sodium Absorption Ratio (SAR)	%	19	6.2	4.7	7.5
Suspended Solids	mg/L	41	3	<2	55
Total Hardness	mg/L as CaCO ₃	19	285	209	370
Vanadium	mg/L	2	0.001	0.001	0.001
Zinc	mg/L	2	0.03	0.02	0.04

Redcliffe

Parameter	Units	No. of samples	Average result	Min result	Max result
Alkalinity (Bicarbonate)	mg/L as CaCO ₃	28	155	113	221
Aluminium (Total)	mg/L	41	0.03	0.01	0.07
Arsenic	mg/L	2	<0.001	<0.001	<0.001
Boron	mg/L	2	0.09	0.08	0.09
Cadmium	mg/L	2	<0.0006	<0.0006	<0.0006
Chloride	mg/L	41	259	155	391
Chromium	mg/L	2	<0.001	<0.001	<0.001
Conductivity	µS/cm	41	1347	923	1820
Copper	mg/L	2	0.06	<0.001	0.11
Lead	mg/L	2	0.006	0.001	0.01
Manganese	mg/L	2	0.06	0.05	0.07
Mercury	mg/L	2	<0.0001	<0.0001	<0.0001
Nickel	mg/L	2	0.003	0.002	0.003
Nitrogen (Ammonia)	mg/L	41	0.9	<0.05	7.6
Nitrogen (Oxidised)	mg/L	41	3	0.8	9.5
Nitrogen (Total)	mg/L	41	4.8	1.9	10.3
pH	pH Units	42	7.2	7	7.5
Phosphorous (Total)	mg/L	41	0.2	0.08	1.1
Salinity	ppt	21	0.9	0.6	1.2
Selenium	mg/L	2	<0.01	<0.01	<0.01
Silver	mg/L	2	<0.001	<0.001	<0.001
Sodium Absorption Ratio (SAR)	%	21	5	4.1	6.3
Suspended Solids	mg/L	41	3	<2	38
Total Hardness	mg/L as CaCO ₃	21	228	154	326
Vanadium	mg/L	2	<0.001	<0.001	0.001
Zinc	mg/L	2	0.03	0.009	0.05

South Caboolture (Class B)

Parameter	Units	No. of samples	Average result	Min result	Max result
Alkalinity (Bicarbonate)	mg/L as CaCO ₃	18	77	51	99
Aluminium (Total)	mg/L	16	0.08	0.05	0.15
Arsenic	mg/L	1	<0.001	<0.001	<0.001
Boron	mg/L	1	0.07	0.07	0.07
Cadmium	mg/L	1	<0.0006	<0.0006	<0.0006
Chloride	mg/L	18	98	56	117
Chromium	mg/L	1	0.002	0.002	0.002
Conductivity	µS/cm	29	631	410	786
Copper	mg/L	1	0.003	0.003	0.003
Lead	mg/L	1	<0.001	<0.001	<0.001
Manganese	mg/L	1	0.07	0.07	0.07
Mercury	mg/L	1	<0.0001	<0.0001	<0.0001
Nickel	mg/L	1	0.002	0.002	0.002
Nitrogen (Ammonia)	mg/L	29	0.8	<0.05	9.4
Nitrogen (Oxidised)	mg/L	29	2.2	<0.05	5.8
Nitrogen (Total)	mg/L	29	4.5	1.9	12.6
pH	pH Units	29	7	6.7	7.3
Phosphorous (Total)	mg/L	29	0.7	0.2	2.2
Salinity	ppt	18	0.4	0.3	0.5
Selenium	mg/L	1	<0.01	<0.01	<0.01
Silver	mg/L	1	<0.001	<0.001	<0.001
Sodium Absorption Ratio (SAR)	%	18	3.9	2.1	4.9
Suspended Solids	mg/L	29	4	<2	18
Total Hardness	mg/L as CaCO ₃	18	81	66	96
Vanadium	mg/L	1	<0.001	<0.001	<0.001
Zinc	mg/L	1	0.03	0.03	0.03

South Caboolture Dual Reticulation (Class A+)

Parameter	Units	No. of samples	Average result	Min result	Max result
Free Chlorine	mg/L	202	<0.1	<0.1	0.9
Total Chlorine	mg/L	204	0.8	<0.1	3.8
Conductivity	µS/cm	208	232	158	301
Turbidity	NTU	208	0.2	0.08	1.9

For more information on the South Caboolture Dual Reticulation network, visit:

<https://www.unitywater.com/business/recycled-water/residential-recycled-water>

Woodford

Parameter	Units	No. of samples	Average result	Min result	Max result
Alkalinity (Bicarbonate)	mg/L as CaCO ₃	17	223	110	292
Aluminium (Total)	mg/L	17	0.08	<0.01	0.16
Arsenic	mg/L	1	<0.001	<0.001	<0.001
Boron	mg/L	1	<0.05	<0.05	<0.05
Cadmium	mg/L	1	<0.0006	<0.0006	<0.0006
Chloride	mg/L	17	77	54	95
Chromium	mg/L	1	<0.001	<0.001	<0.001
Conductivity	µS/cm	30	808	486	1040
Copper	mg/L	1	<0.001	<0.001	<0.001
Lead	mg/L	1	<0.001	<0.001	<0.001
Manganese	mg/L	1	0.004	0.004	0.004
Mercury	mg/L	1	<0.0001	<0.0001	<0.0001
Nickel	mg/L	1	0.004	0.004	0.004
Nitrogen (Ammonia)	mg/L	30	0.2	<0.05	4.2
Nitrogen (Oxidised)	mg/L	30	1.9	0.3	4.3
Nitrogen (Total)	mg/L	30	2.7	0.9	6
pH	pH Units	30	7.8	7.4	8.1
Phosphorous (Total)	mg/L	30	0.4	0.1	1.6
Salinity	ppt	17	0.5	0.3	0.7
Selenium	mg/L	1	<0.01	<0.01	<0.01
Silver	mg/L	1	<0.001	<0.001	<0.001
Sodium Absorption Ratio (SAR)	%	17	2.1	1.7	3.8
Suspended Solids	mg/L	30	<2	<2	6
Total Hardness	mg/L as CaCO ₃	17	245	117	355
Vanadium	mg/L	1	0.001	0.001	0.001
Zinc	mg/L	1	<0.005	<0.005	<0.005